



# What is in your child's Orientation Package?





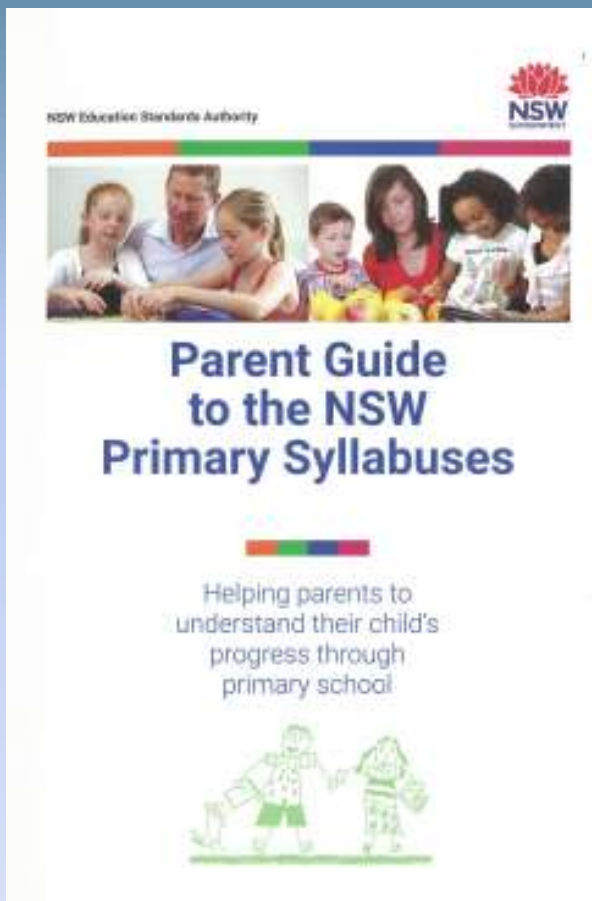
# What is in your child's Orientation Package?

This package is available for collection from the school office on Lancaster Street from 16<sup>th</sup> November





# Parent Guide to the NSW Primary Syllabuses



## WHAT DO THEY TEACH IN NSW SCHOOLS?

This booklet has been prepared for you by the NSW Department of Education and Training and introduces you to the various curriculum areas of the NSW Primary Syllabuses for the Australian National Curriculum.

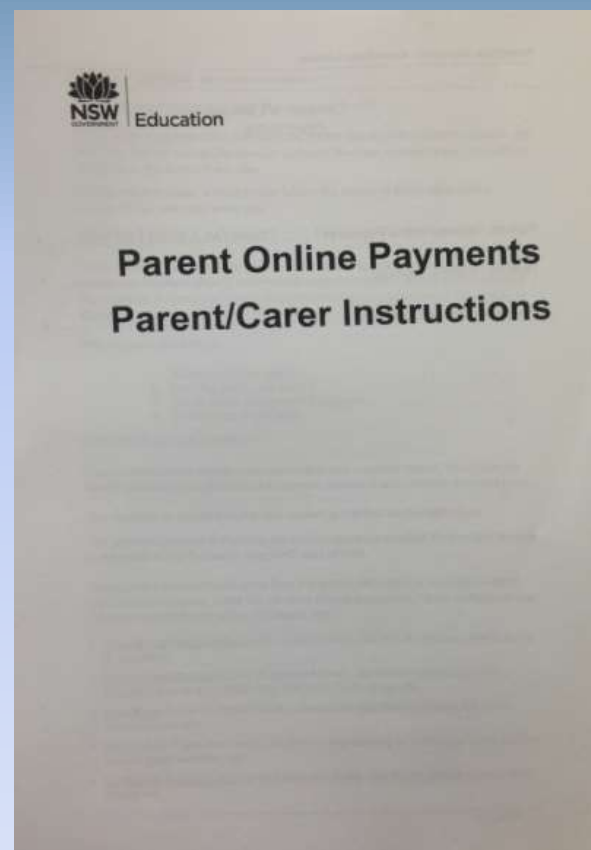




# Parent Online Payments

## PARENT ONLINE PAYMENTS

This gives you Instructions on how to make online payments.





# The School Counsellor



## WHAT IS THE ROLE OF THE SCHOOL COUNSELLOR?

This departmental leaflet tells you all about the work of our School Counsellor.





# BWPS

## School Prospectus Booklet

### SCHOOL PROSPECTUS BOOKLET

This introduces you to your local school – Blacktown West Public School, which opened in 1957. Read about the school features, the code of conduct and many other details you will want to know.





# In My School Bag

## BAGS! BAGS! BAGS!

What bag should I buy? What should I pack in my child's bag? Should I get the BWPS bag? It is available to purchase for \$45.

Add a picture or photo to your child's bag so they can identify it easily. Practise opening, packing, unpacking and closing the bag.

### In My School Bag



The following suggested list gives you a guideline of recommended items to include in your child's school bag each day:

- Water bottle – preferably a pop top to avoid spillage
- Cut fruit or vegetable sticks for "Crunch and Sip"
- Raincoat – classes will walk to Computers/Library even if it is raining
- Lunch box – practise opening and closing it before school starts
- Spare shorts, socks and underwear – in case of an accident
- Hat

Please purchase a bag for your child that will fit all the above items plus their jumper as well as a recess bag and homework folder (both part of the Kindergarten book pack). Recommended size is 28 cm wide by 36 cm high. All items need to be labelled with your child's name (not just their initials) as there are approximately 20 children in each class which means that there are 20 jumpers, hats, drink bottles etc which need to be identified.

Children must be toilet trained prior to commencing school, but they do have occasional accidents so please send spare underwear. Spillage accidents happen too.

We don't encourage children to bring toys from home as we cannot ensure that they will return home with them.

Add a ribbon or a feature that makes your child's bag easily recognisable to them. This prevents confusion if someone else has a similar bag – particularly true if your child has one of the Blacktown West bags which cost \$40.

Over the summer holidays it would be a good idea to teach your child how to tie their shoelaces.





# The School Canteen

The Canteen flyer from Flexischools is printed back-to-back and tells you how to make online purchases from our school canteen. Make sure your order is complete by 9.00 am before the school day starts!



**Simplify your school life.**

We have partnered with Flexischools, to make school lunches even easier.

**ount**  
chools App  
n (press icon)

**ools over** –  
nd login,  
hile select

**user** –  
or your arrival  
he instructions  
f your account  
s set up, add  
f for their school,  
s and select

**ll**  
and simple,  
storage use is

all, send (over  
nition such as  
Then **swipe left**  
available services,  
1.  
mine, **Order**,  
you wish to order.

ption and  
place your order.

- 1 Credit online at any time
- 2 Easy canteen navigation
- 3 Pay with Visa, Mastercard, PayPal or direct deposit

10 years supporting the school community

Committed to healthy eating

Over 1,200 happy schools

**Flexischools**

The Flexischools service is provided by Flexcorp Pty Ltd ABN 67 113 802 771 trading as Flexischools which holds Australian Financial Services Licence 270582. Any information provided is general in nature and does not take into account your individual financial situation or needs. Flexischools and Flexcorp Pty Ltd do not provide financial advice and Product Disclosure Statements are available from www.flexischools.com.au. Please refer to our website for more information please visit www.flexischools.com.au.





# Helping your Child with Literacy



**LET'S READ AND WRITE TOGETHER!**

We know that every parent wants to help their child with literacy to ensure they make the best progress possible. Read this Literacy Flyer to gain some positive ideas!





# Helping your Child with Numeracy

**WE LOVE MATHS!**

Of course, your child's number skills are just as important so take a look at our Numeracy Flyer!





# Orientation Package – Your Child’s Education

Alphabet and number formation for  
Kindergarten

a b c d e f g h i j k l m n o  
p q r s t u v w x y z

A B C D E F G H I J K L  
M N O P Q R S T U V W  
X Y Z

1 2 3 4 5 6 7 8 9 10 11 12  
13 14 15 16 17 18 19 20

## NSW FOUNDATION WRITING FONT CARD

We suggest you put this one under a magnet on your fridge for quick reference. How do they write those letters and numerals at school now? It’s changed since you went to school – take a careful look at the lowercase “k”, and “v” and “w” are curved at the bottom now except for the capitals!!!

Please also notice there is no crossbar on the capital “j”.





# Uniform Price List

## PURCHASING THE SCHOOL UNIFORM

Please note that prices are subject to change! Buy your child's uniform while they do their Best Start Numeracy in the first week of February.



### Blacktown West Public School

#### Uniform Price List

*As of 1st October 2019*

Open Monday & Friday 9:10 am - 9:30am

#### Cash only

Polo Shirt with emblem.	\$30
Black skort with lettering.	\$20
Black cargo shorts.	\$15
Cargo pants.	\$20
Black track pants.	\$20
Black jacket with emblem	\$30
Black jumper with emblem.	\$25
Baseball cap with emblem.	\$10
Slouch hat with emblem.	\$15

#### NO EFTPOS

Pensioner discounts available, apply at front office before purchase.  
2 months lay-by available 10% deposit



# Kids Matter Brochure



## GETTING READY FOR SCHOOL

This brochure has lots of helpful suggestions to make your child's transition to school easier.





# Vision Screening

## GET YOUR CHILD'S HEARING AND VISION CHECKED

No child can learn properly if they cannot see or hear everything that's happening in their classroom.



Health  
Western Sydney  
Local Health District

### VISION SCREENING CLINICS

Western Sydney Local Health District

It is important to identify eye problems early before children start school.

If your child is 4 years of age or older and not yet in school, you can make an appointment for a free vision test in your area.

For further information and/or details of clinics held please phone 8759-4150.

Vision testing is also available as part of the 4 year old check at your local Child & Family Health Service.

Please contact the Central Referral Service on 1800 600 681





# Tips for Parents – Getting Ready to Start Kindy

## WHAT CAN I DO TO PREPARE MY CHILD?

Parents find this flyer very helpful – What do I do a month before school starts, the week before school starts, the night before school starts and the morning that my child starts school?



### Tips for Kindy Parents

#### Getting Ready to Start Kindy

#### A Month Before School Starts:

1. Spend time talking with your child about school.
2. Practise separating for hours at a time.
3. Read stories about the first day of school to your child.
4. Plan a Ready-to-Start shopping expedition to buy the supplies your child will need.
5. Put your child's name on all of their supplies including their lunch box, drink bottle, clothing, hat and shoes.
6. Teach your child important safety information and make sure they commit it to memory – their full name, mums or dad's phone number, their address.

#### A Week Before School Starts:

1. Practise taking the route to school with your child – whether they are walking, riding the bus or being driven by car.
2. If they will be going by bus, practise walking to and from the bus stop.
3. Put your child to bed a little earlier each night until they are going to bed at an appropriate school bedtime.
4. Wake up your child each morning at a school-day appropriate time.

#### The Night Before School Starts:

1. Prepare the school clothes for the morning.
2. Talk to your child about how they feel about going to school the next day.
3. Read a bedtime storybook about starting school.
4. Pack your child's lunch 'n' sip, recess (in a clip lock bag) and lunch (in the lunch box) ready for the next day and refrigerate all items.
5. Select one place to put everything that is going to school in the morning and ensure all items are there before bed.

#### On the First Day:

1. Bring your child to school ten minutes before their scheduled enrolment time.
2. You and your child will be escorted to the front office from the school gate on Lancaster Street.
3. After the completion of all tasks, say goodbye to your child and leave promptly.
4. Do not delay your departure if your child becomes distressed - this actually makes it harder for your child. If you are concerned about your child's welfare you can phone the school office for reassurance.





# Fine Motor Skills

PREPARED FOR YOU BY AN  
OCCUPATIONAL  
THERAPIST!

This flyer is printed back-to-back. You can help prepare your child's hands for all the things they need to do at school.



**Blacktown West Public School....help your child get ready for school!**

Scissor use is an IMPORTANT tool for developing fine motor skills. Using scissors allows a child to build up their fine muscles in the palm of their hand with the continuous opening and closing of the hand. These muscles are also used for writing, knitting, and playing string like a ball of wool, sewing or fast, and even juggling objects.

**So how can you help your child develop their scissor skills?**

First, don't rush! Your child is not going to get it right away. It can take weeks and even months. Cutting involves many fine motor, auditory and coordination. While you cannot control when your child will be able to use scissors, you can guide them in the right direction...just make sure they get supervised when scissors are around!

**Scissor Cutting Skills...**  
why they're important & how to help your child learn to:

- 1. Make sure your child has the proper hand placement. If your child is having his hand position down reversed from "You, I need a thumb up!" To cutting a marker dot, slits or a empty line on the child's sheet and remove them. It seems to assist in the cutting.
- 2. Pincer - Have an adult hold the paper that your child is cutting and ensure using scissor in their.
- 3. Pincer - This involves holding and opening the paper with developing hand and finger muscles.
- 4. Hand
- 5. Hand
- 6. Concentration - Have your child use a paper that is not too big and not too small. Use a paper with a border around it.
- 7. The width of the paper should be just enough for your child to hold and manipulate it. They can use their hands to hold the paper and make sure they are cutting even when they are.
- 8. Scissor cutting - Have your child use a paper that is not too big and not too small. Use a paper with a border around it.
- 9. Hand - Have your child use a paper that is not too big and not too small. Use a paper with a border around it.
- 10. Hand - Have your child use a paper that is not too big and not too small. Use a paper with a border around it.

© 2005, 117 Fitzgerald Street, West Pennant Hills, Blacktown West P.S. is a registered school under the Education Act 1974. All rights reserved. All other rights reserved. All other rights reserved. All other rights reserved.

**...help your child get ready**

  
1  
2  
3  
4  
5  
6  
7  
8  
9  
10  
11  
12  
13  
14  
15  
16  
17  
18  
19  
20  
21  
22  
23  
24  
25  
26  
27  
28  
29  
30  
31  
32  
33  
34  
35  
36  
37  
38  
39  
40  
41  
42  
43  
44  
45  
46  
47  
48  
49  
50  
51  
52  
53  
54  
55  
56  
57  
58  
59  
60  
61  
62  
63  
64  
65  
66  
67  
68  
69  
70  
71  
72  
73  
74  
75  
76  
77  
78  
79  
80  
81  
82  
83  
84  
85  
86  
87  
88  
89  
90  
91  
92  
93  
94  
95  
96  
97  
98  
99  
100

© 2005, 117 Fitzgerald Street, West Pennant Hills, Blacktown West P.S. is a registered school under the Education Act 1974. All rights reserved. All other rights reserved. All other rights reserved.





# Best Start Appointment Day

1<sup>st</sup> to 5<sup>th</sup> February, 2021

## What do you need to bring?

- Your child – so they can do their Numeracy Best Start assessment
  - Child's Original Birth Certificate
  - Proof of Address
  - Immunisation Records
  - Cash to purchase school uniforms
  - Cash or a card for online use to purchase the Kindy Bookpack, a BWPS school bag, a school hat and/or a Library bag
- if you have not already supplied these**





# Enrolment Day

8<sup>th</sup> to 12<sup>th</sup> February, 2021

## What does your child need to bring?

**YOUR CHILD NEEDS TO WEAR THEIR SCHOOL UNIFORM ON THIS DAY**

- Their school bag
- Recess in a clip lock bag, lunch in their lunch box
- A raincoat
- A change of clothes including socks in case a toilet accident occurs





# Orientation Package – your child's appointment times

Appointment Times For

**PUT THIS LETTER IN A SAFE PLACE!!!!**

It tells you the day and time for your child's Best Start appointment as well as the day and time they are starting school.



 **Blacktown West Public School**  
Lancaster Street Blacktown 2148 Telephone: 9822 2286  
Email: blacktownw-p.school@det.nsw.edu.au Fax: 9821 7918

Dear Parents

Kindergarten students will finalise their enrolment procedures and complete their Best Start Numeracy Assessment in the first week of February, 2021. Please keep the cut off section below in a safe place – it gives the time and date for your appointment next year. Make sure your child comes with you. **This visit will take approximately one hour. You will also see below your child's day and time for starting school the following week.**

If you have not already presented your child's birth certificate to the office staff for photocopying, please ensure that you bring it with you on your appointment day, as we are **not permitted to enrol** any child into Kindergarten **without sighting this certificate**. Additionally the office staff need to see proof of address such as a utility bill.

Final enrolment procedures will take place in the old top hall which you will access via the pedestrian gate on Lancaster Street close to the office. Your child will complete their Best Start Numeracy Assessment in the new hall so you will need to remain onsite until they have finished. On this day you will have the opportunity to purchase school uniforms (**cash only**) and school bags and a library bag by cash or epos before your child starts school the following week.

If you have any enquiries regarding your child starting school next year do not hesitate to contact either Mrs. Peel or myself. We look forward to working with you and your child next year.

Yours sincerely,

Mrs. Cheryl Knight  
Assistant Principal (Kindergarten Stage Leader)

---

**BWPS BEST START APPOINTMENT TIME**

Name: \_\_\_\_\_  
Day: \_\_\_\_\_ Time: \_\_\_\_\_

**BWPS APPOINTMENT TIME FOR STARTING SCHOOL**

Day: \_\_\_\_\_ Time: \_\_\_\_\_

Website: [www.blacktownw-p.schools.nsw.gov.au](http://www.blacktownw-p.schools.nsw.gov.au)



# Orientation Package – for your child

*For My Child*



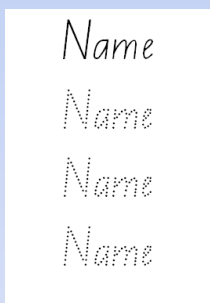


# Your Child's Supplies

*For My Child*

## SPECIAL ITEMS PREPARED FOR YOUR CHILD

You will find a white envelope in the Orientation package filled with supplies that have been especially prepared for your child's use.





# Whiteboard Marker

**MAKE SURE THE LID IS ON!**

A whiteboard marker is included in your child's envelope. The colour will vary. Write and wipe! Use a tissue or paper towelling to wipe off.





# Word Cards

## THE FIRST 40 WORDS

Start with 3 word cards – when your child knows these, introduce new words. Keep these in a safe place for use throughout their Kindy year.






# Letter Cards

## 26 ALPHABET CARDS

Every Kindy child needs to know all 26 letter names and their sounds by the end of the Kindy year. They will need to know the sounds first so that is what their teacher will be emphasising! Keep these in a safe place for use throughout their Kindy year.




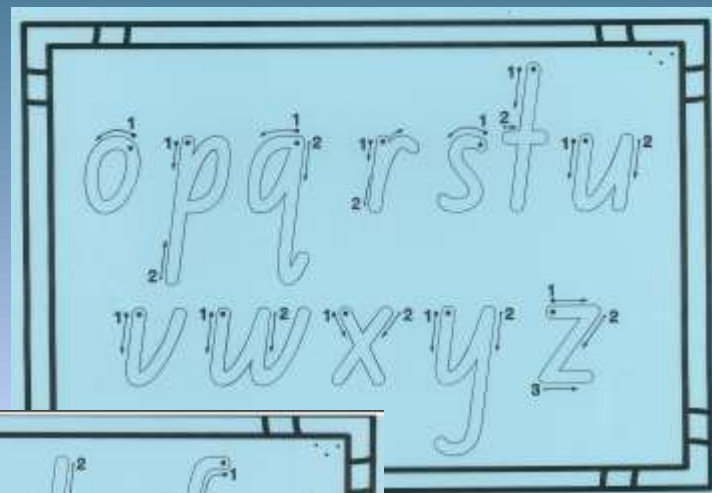




# Laminated Letter Card

## PRACTISE WRITING YOUR LETTERS!

This laminated card is printed on both sides. Use the white board pen included in your package. A dot shows you where to start each letter and then follow the arrows. Write and wipe!






# Numeral Cards

## 20 NUMERAL CARDS

Every Kindy child needs to be able to count to 30 by the end of the Kindy year. They will also need to read and write the numerals to 20!

Start drilling the numerals to 5, then to 10 and finally to 20. Keep these in a safe place for use throughout their Kindy year.



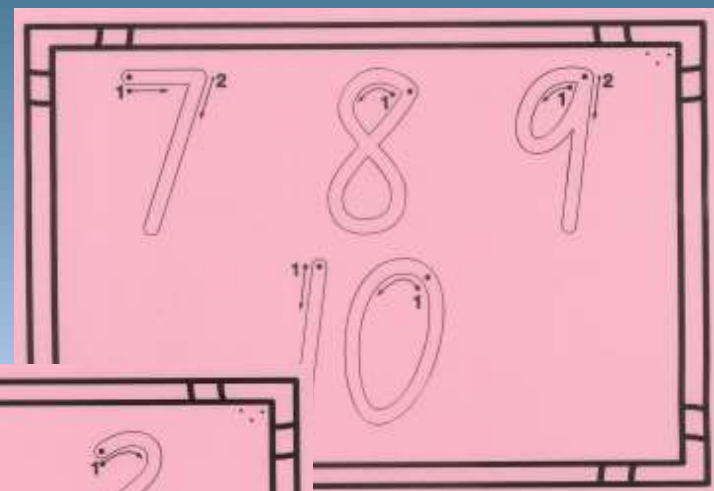


# Laminated Numeral Card

## PRACTISE WRITING YOUR NUMERALS!

This laminated card is printed on both sides. Use the white board pen included in your package.

A dot shows you where to start each numeral and then follow the arrows. Write and wipe!



## EXTENSION!

Try rolling a dice and tracing the matching numeral!





# Laminated Name Card

A laminated card with your child's name for them to practise – Write and wipe!





# Orientation Package – Phonics Online Lesson

Are you ready to  
complete your first  
worksheet?





# Phonics Online Lesson with KL

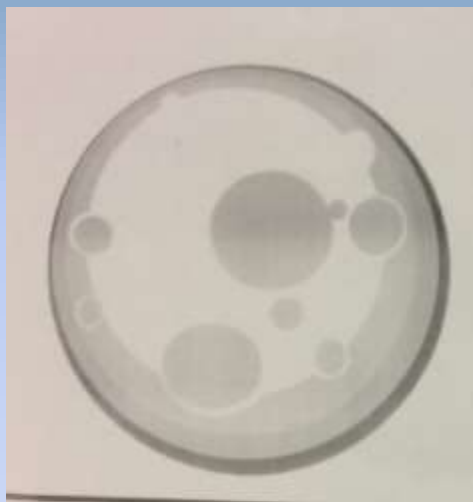
This lesson will be available online from Monday November 16. Join this fun alphabet activity.






# Phonics Online Lesson with KL

You will need the moon worksheet, scissors, glue, pencils and the black backing sheet.



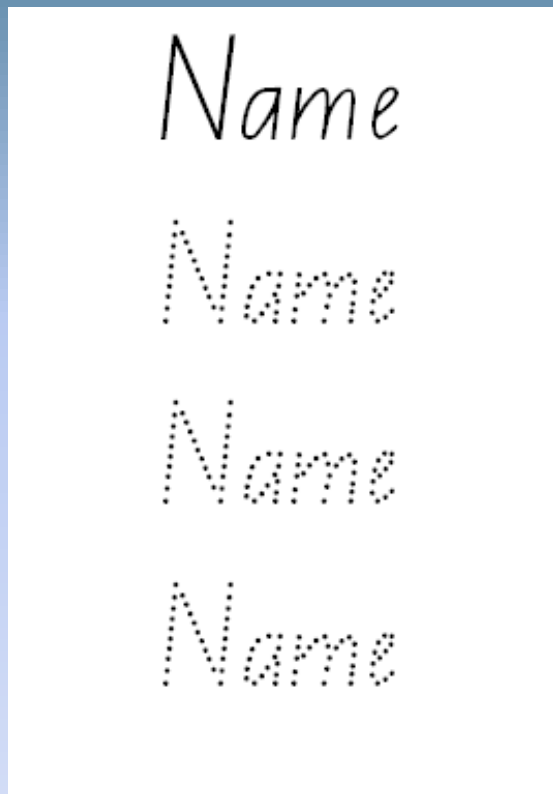
Mummy on the  
moon.





# Orientation Package – Name Game Online Lesson

Are you ready to join  
the name game?







# Name Game Lesson with KK



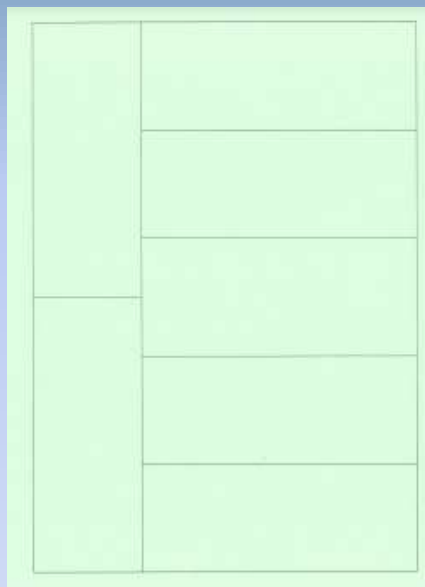
This lesson will be available online from Monday November 23. Learn a new name song.





# Name Game Lesson with KK


You will need the green name cards, scissors, marker pen and the laminated name card.





# Orientation Package – Numeracy Online Lesson

Are you ready to  
participate in a great  
number task?





# Numeracy Online Lesson with KY


This lesson will be available online from Monday November 30. Join this great number activity.





# Numeracy Online Lesson with KY

You will need the numeral circles, scissors and some pegs from the laundry.





# Welcome to Blacktown West Public School

We look forward to  
meeting you and your  
child and working  
with you next year!

